
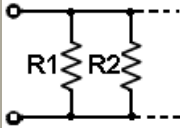
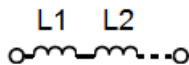
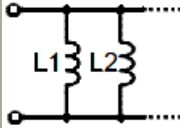
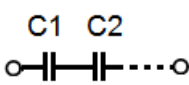
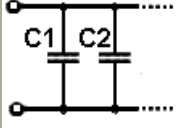
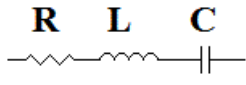
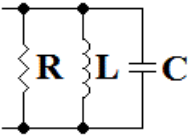


BASIC ELECTRICAL ENGINEERING FORMULAS

BASIC ELECTRICAL CIRCUIT FORMULAS					
CIRCUIT ELEMENT	IMPEDANCE		VOLT-AMP EQUATIONS		ENERGY (dissipated on R or stored in L, C)
	absolute value	complex form	instantaneous values	RMS values for sinusoidal signals	
RESISTANCE	R	R	$v=iR$	$V_{rms}=I_{rms}R$	$E=I_{rms}^2R \times t$
INDUCTANCE	$2\pi fL$	$j\omega L$	$v=L \times di/dt$	$V_{rms}=I_{rms} \times 2\pi fL$	$E=Li^2/2$
CAPACITANCE	$1/(2\pi fC)$	$1/j\omega C$	$i=C \times dv/dt$	$V_{rms}=I_{rms}/(2\pi fC)$	$E=Cv^2/2$
Notes: R- electrical resistance in ohms, L- inductance in henrys, C- capacitance in farads, f - frequency in hertz, t- time in seconds, $\pi \approx 3.14159$; $\omega=2\pi f$ - angular frequency; j - imaginary unit ($j^2=-1$)					

BASIC ELECTRICAL THEOREMS AND CIRCUIT ANALYSIS LAWS		
LAW	DEFINITION	RELATIONSHIP
Ohm's Law modified for AC circuits with sinusoidal signals	$\dot{U}=Z \times \dot{I}$, where \dot{U} and \dot{I} - voltage and current phasors, Z - complex impedance (for resistive circuits: $u=R \times i$)	Lorentz force law, Faraday's law and Drude model
Kirchhoff's Current Law (KCL)	The sum of electric currents which flow into any junction in an electric circuit is equal to the sum of currents which flow out	Conservation of electric charge
Kirchhoff's Voltage Law (KVL)	The sum of the electrical voltages around a closed circuit must be zero	Conservation of energy

EQUATIONS FOR SERIES AND PARALLEL CONNECTIONS				
CIRCUIT ELEMENT	SERIES CONNECTION		PARALLEL CONNECTION	
RESISTANCE		$R_{series} = R_1 + R_2 + \dots$		$R_{parallel} = \frac{1}{(1/R_1 + 1/R_2 + \dots)}$
INDUCTANCE		$L_{series} = L_1 + L_2 + \dots$		$L_{parallel} = \frac{1}{(1/L_1 + 1/L_2 + \dots)}$
CAPACITANCE		$C_{series} = \frac{1}{(1/C_1 + 1/C_2 + \dots)}$		$C_{parallel} = C_1 + C_2 + \dots$

RLC IMPEDANCE FORMULAS		
CIRCUIT CONNECTION	COMPLEX FORM	ABSOLUTE VALUE
Series 	$Z = R + j\omega L + 1/j\omega C$	$Z = \sqrt{R^2 + (\omega L - \frac{1}{\omega C})^2}$
Parallel 	$Z = \frac{1}{1/R + 1/j\omega L + j\omega C}$	$Z = \frac{1}{\sqrt{\frac{1}{R^2} + (\omega C - \frac{1}{\omega L})^2}}$

MAGNETIC FIELD UNITS AND EQUATIONS						
QUANTITY	SYMBOL	SI UNIT	SI EQUATION	CGS UNIT	CGS EQUATION	CONVERSION FACTOR
Magnetic induction	B	tesla (T)	$B = \mu_0(H+M)$	Gauss (G)	$B = H+4\pi M$	$1 \text{ T} = 10^4 \text{ G}$
Magnetic field strength	H	ampere/meter (A/m)	$H = NI/lc$ (lc - magnetic path, m)	Oersted (Oe)	$H = 0.4\pi NI/lc$ (lc - magnetic path, cm)	$1 \text{ A/m} = 4\pi \times 10^{-3} \text{ Oe}$
Magnetic flux	Φ	weber (Wb)	$\Phi = BAc$ (Ac - area, m^2)	Maxwell (M)	$\Phi = BAc$ (Ac - area, cm^2)	$1 \text{ Wb} = 10^8 \text{ M}$
Magnetization	M	ampere/meter (A/m)	$M = m/V$ (m- total magnetic moment, V- volume, m^3)	emu/ cm^3	$M = m/V$ (m- total magnetic moment, V- volume, cm^3)	$1 \text{ A/m} = 10^{-3} \text{ emu} / cm^3$
Magnetic permeability of vacuum	μ_0	newton/ampere ²	$\mu_0 = 4\pi \times 10^{-7}$	1	-	$4\pi \times 10^{-7}$
Inductance	L	henry	$L = \mu_0 \mu N^2 Ac/lc$ (N- turns, Ac- area, m^2 , lc - magnetic path, m)	henry	$L = 0.4\pi \mu N^2 Ac/lc \times 10^{-8}$ (N- turns, Ac-area, cm^2 , lc - magnetic path, cm)	1
Emf (voltage)	V	volt	$V = -N \times d\Phi/dt$ (N- turns)	volt	$V = -10^{-8} \times N \times d\Phi/dt$ (N- turns)	1

MAXWELL'S EQUATIONS IN FREE SPACE (IN SI UNITS)		
LAW	DIFFERENTIAL FORM	INTEGRAL FORM
Gauss' law for electricity	$\nabla \cdot \vec{E} = \frac{\rho}{\epsilon_0} = 4\pi k\rho$	$\oint \vec{E} \cdot d\vec{A} = \frac{q}{\epsilon_0}$
Gauss' law for magnetism	$\nabla \cdot \vec{B} = 0$	$\oint \vec{B} \cdot d\vec{A} = 0$
Faraday's law of induction	$\nabla \times \vec{E} = -\frac{\partial \vec{B}}{\partial t}$	$\oint \vec{E} \cdot d\vec{s} = -\frac{d\Phi_B}{dt}$
Ampere's law	$\nabla \times \vec{B} = \frac{\vec{J}}{\epsilon_0 c^2} + \frac{1}{c^2} \frac{\partial \vec{E}}{\partial t}$	$\oint \vec{B} \cdot d\vec{s} = \mu_0 i + \frac{1}{c^2} \frac{\partial}{\partial t} \int \vec{E} \cdot d\vec{A}$

NOTES: E - electric field, ρ - charge density, $\epsilon_0 \approx 8.85 \times 10^{-12}$ - electric permittivity of free space, $\pi \approx 3.14159$, k - Boltzmann's constant, q - charge, B - magnetic induction, Φ - magnetic flux, J - current density, i - electric current,
 $c \approx 299\,792\,458$ m/s - the speed of light, $\mu_0 = 4\pi \times 10^{-7}$ - magnetic permeability of free space, ∇ - del operator (if \mathbf{V} is a vector function, then $\nabla \cdot \mathbf{V}$ - divergence of \mathbf{V} , $\nabla \times \mathbf{V}$ - the curl of \mathbf{V}).

REFERENCES:

1. [EE Information Online](#)
2. [Electrical References](#) 2014

© 2009 Lazar Rozenblat

[SMPS Power Supply Guide](#) (<http://www.smeps.us/>) - tutorials, electronics reference, formulas, schematics.